



Injections Skill Exam (ISE[®])

SITE INFORMATION & EQUIPMENT LIST

EDISON BUILDING, 2nd FLOOR
7910 MICROSOFT WAY
CHARLOTTE, NC 28273
800.969.3926, EXTENSION 2

EXAM DATES:
August 2026 – May 2027

The information listed in this Site Information and Equipment List is for informational purposes only. There may be additional equipment or supplies on-site during the exam that may not be reflected in this manual. **Additionally, consumable supplies (e.g., alcohol wipes, syringes) may change without warning.**


This information is not intended to prepare candidates for the exam, but to provide a general overview of equipment and supplies used during the exam. Candidates are reminded to thoroughly review the Evaluation Forms and Candidate Guide to adequately prepare for the Injections Skill Examination.

STATION INFORMATION - ROOM OVERVIEW

For illustration purposes only, may not be exact representation, please note the repeat policy will be posted in the room.



STATION INFORMATION - COUNTDOWN CLOCK AND INSTRUCTIONS



Laptops

A laptop in the exam room displays station instructions. This is a brief overview of procedures expected to be performed, not an item-by-item list. The laptop also displays a countdown clock/timer.

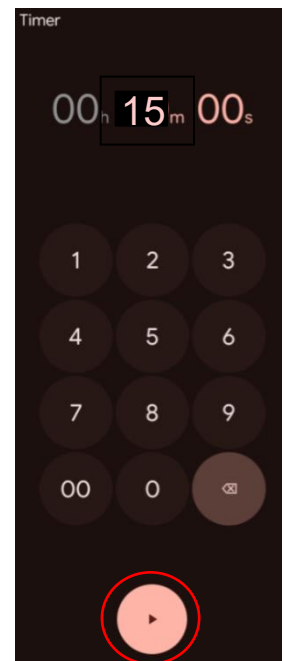
Countdown clock/timer

Countdown clocks on the computers are **NOT THE OFFICIAL CLOCKS** that determine a candidate's time.

Candidates are allotted 15 minutes for ISE.

A countdown clock will be available on the laptop for candidates to use. Use of the countdown clock is optional.

Once the announcement begins to play, that is when official testing time begins. Once the announcement plays ending the exam, time ends. Candidates wishing to use the countdown clock in the rooms must press the > button to begin the countdown clock. Proctors will not start the clock for candidates. There will always be a delay between when the announcement plays and when a candidate presses > thus the time on the computer will always be less than the allotted minutes. Using the countdown clock in the room is optional and only to provide candidates assistance in determining the amount of time, digitally, remaining in the station. Again, these clocks are not the official timekeepers of the exam.



Press > (play) to start the countdown clock

INJECTIONS EQUIPMENT & SUPPLIES

Injections Supplies Overview

Injections supplies are organized in compartments on the table with plenty of needles, syringes, drape kits, etc.

Gloves/Tissues are found on the wall, to the right of the table.

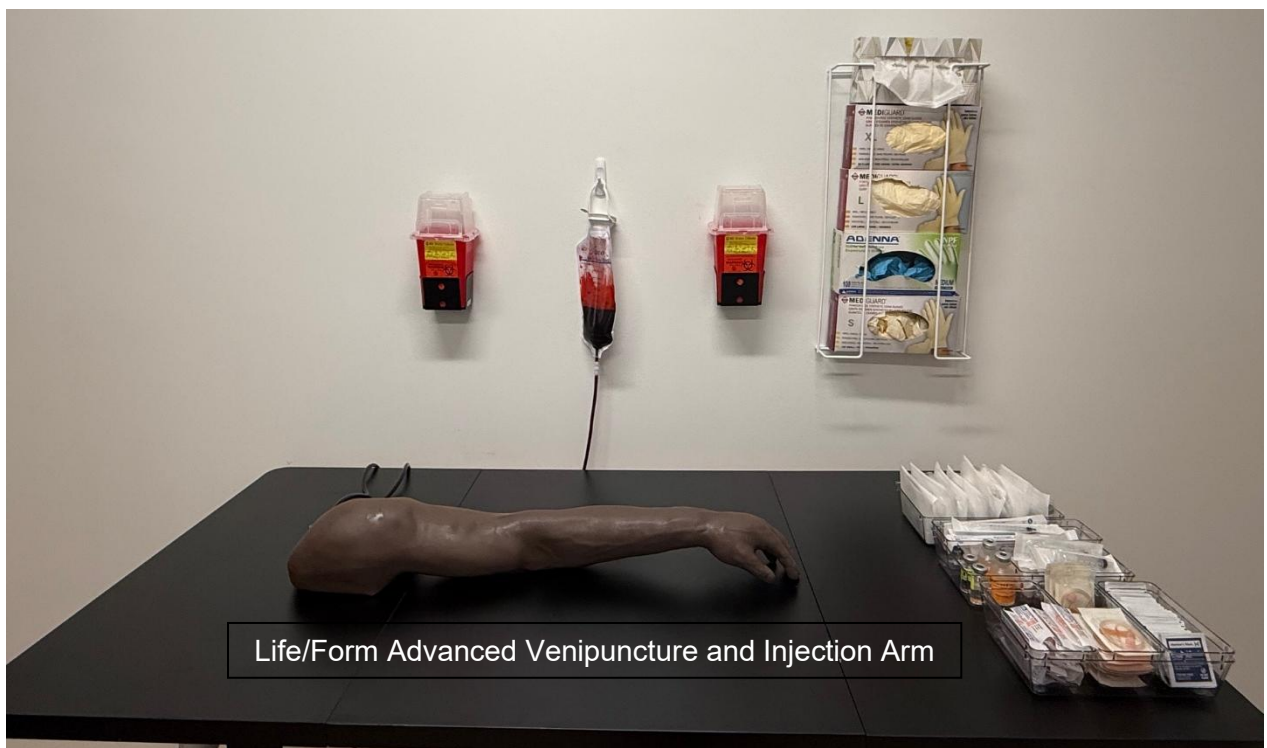
Sharps containers are mounted directly above the injections table.

There will be 2 vials of each simulated medication available.

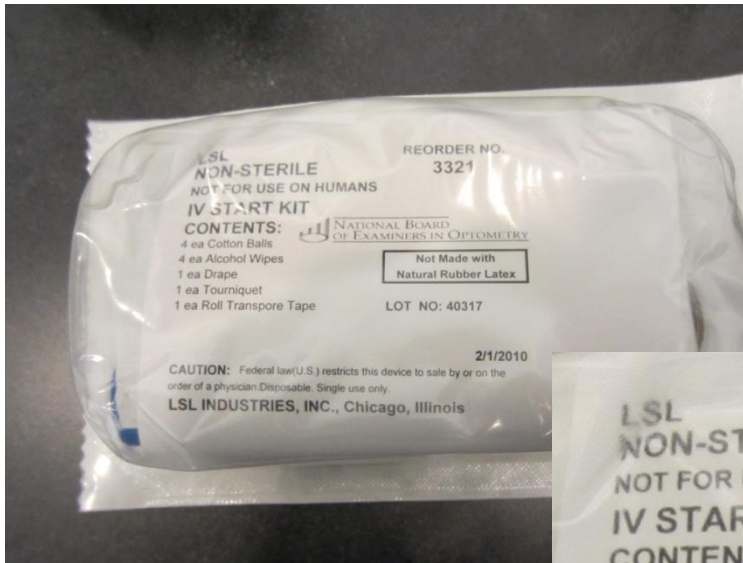
Bandages available upon request.



For illustration purposes only, may not be exact representation



INJECTIONS EQUIPMENT & SUPPLIES

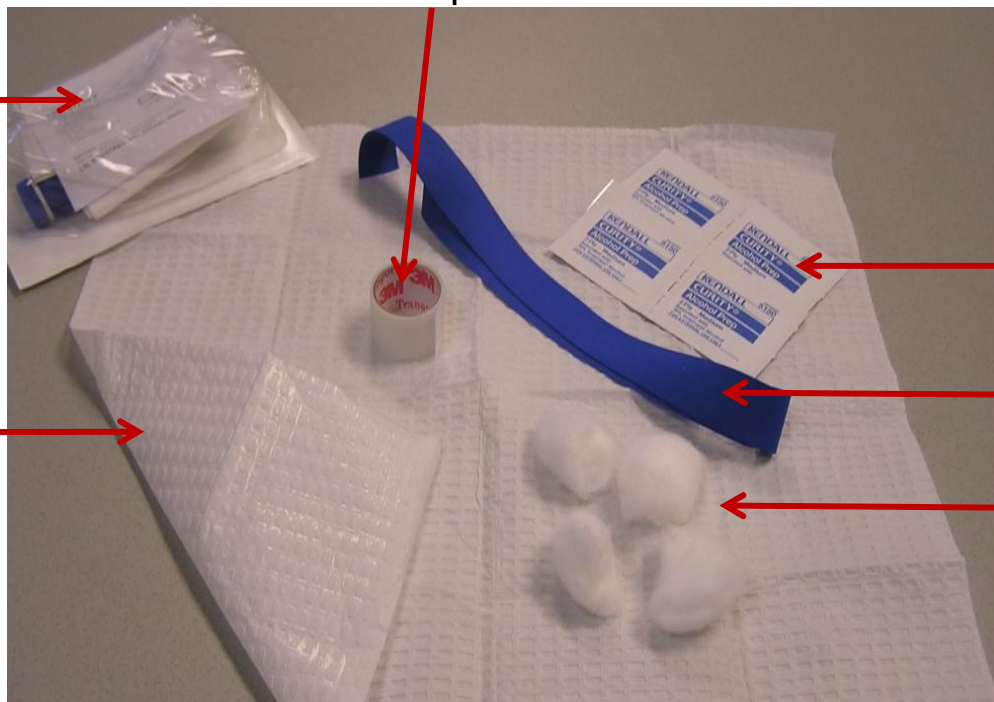


The drape kit will provide everything necessary to **simulate** an aseptic field for the Injections exam.



Tape

Drape Kit



Alcohol pads

Tourniquet

Cotton balls

Drape
Shiny side
down

INJECTIONS EQUIPMENT & SUPPLIES

Syringes

Brand may vary



1 cc syringe for
Epinephrine

5 cc syringe for
Fluorescein

25 Gauge Needles

Color/Brand may vary



Butterfly / Winged Infusion Needle Sets

25 Gauge

Color/Brand may vary



Vials of simulated medication



Some items may have plastic guards.
The guards will need to be removed prior to use.
Examples below:

